



*YOUR GEAR*



**GRAND VITARA**

*GEAR TO DOMINATE*

**EXCELLENCE ESCALATED**

**HYBRID**



*YOUR GEAR*



## EXCELLENCE ESCALATED

Excellence is when you have a bold character.

It is a movement driven by the curiosity within. It is a thrilling swerve over the tedious comfort. It is a journey towards every untamed obstacle, further than limitations. It is about breaking the norms and controlling the future.

Excellence is escalating your senses with Suzuki Grand Vitara.



# EXCELLENT INNOVATION

Escalate right the moment you step inside Suzuki Grand Vitara, as it has inherited the DNA of successive generations of Vitara series while evolving into an SUV adapted to the times.



## HEAD-UP DISPLAY \*\*

Drive without taking your eyes off the road while checking every update about your vehicle through projected array of informations.



## WIRELESS CHARGER \*\*

Stay connected and have the utmost convenience in charging your phone wherever you drive.



## PADDLE SHIFT + CRUISE CONTROL

Switch your drive and feel the escalating sensation of Suzuki Grand Vitara's performance.



## EXCELLENT PRESENCE (GX TYPE)

Through its thick face, it has the ruggedness of the Suzuki Grand Vitara, while having a feeling of sophistication that creates the impression of a flagship SUV.



### 3-POINT LED DRL + TURN SIGNAL LAMPS

Positioned high on the face, bring clarity that will escalate your vision throughout your drive.



### 360° VIEW CAMERA\*\*

Safety is once again escalated through four cameras that surround and will alert you whenever an obstacle is detected nearby.



### ELECTRIC FOLDING SIDE MIRROR\*\*

Feel at ease in every space with adjustable side mirrors that are equipped with 360° side camera.

**SILVER ROOF RAIL\*\***

An escalated statement that defines high quality and grandeur.

**3-POINT SIGNATURE DESIGN  
TAIL LIGHTS**

The unified rear LED lights with 3-point signature design truly perfected Suzuki Grand Vitara's cutting-edge rear appearance.

**17" DUAL-TONE ALLOY WHEELS\*\***

Escalation comes from below where Suzuki Grand Vitara is now equipped with 215/60 R17 dual tone precision cut alloy wheels.

# EXCELLENT IMPRESSION (GX TYPE)

A strong shoulder line runs from the front to the rear which gives the car a robust profile and a strong stance.



**9 INCH HEAD UNIT DISPLAY\*\***


Escalate your entertainment en route with escalated display audio technology that delivers quick and accurate response.

**AUTO-DIMMING INSIDE REAR VIEW MIRROR\*\***

Escalate your comfort through mirror technology that reduces glare from light beam behind.

**EXCELLENT COMFORT**

Comfort and convenience are always accessible wherever you go. Everything is at place and compliments the outer strong SUV structure that escalates its sophisticated feel.

**PERFORATED SYNTHETIC LEATHER SEAT\*\***

There's always room to escalate everyone's comfort within every trip through refined styling that is a class above the rest.



## EXCELLENT LOOK (GL TYPE)

Every Suzuki Grand Vitara looks just excellently stunning. No one can miss a glance on its avant-garde and powerful presence.



### GUIDE ME LIGHT (TO CAR & TO HOME)

Escalate to the bright side where your safety and clarity are ensured during nighttime.



### 17" STEEL ALLOY WHEELS

Suzuki Grand Vitara GL Type is sturdy as it goes through 215/60 R17 tire, painted in silver.



### ELECTRIC FOLDABLE SIDE MIRROR

Feel assured in every space you drive to with adjustable electric folding mirror.



YOUR GEAR

# EXCELLENT ATTITUDE (GL TYPE)

Suzuki Grand Vitara is packed with tradition and evolution, its escalated bold design is truly made for daring drives. Open the way to a new legend while imposing your excellence wherever you go.





# EXCELLENT CONVENIENCE (GL TYPE)

It is always the utmost comfort that Suzuki Grand Vitara prioritizes. The three-dimensional shape of the rigid-looking instrument panel escalates the elegant yet rugged SUV feel.



## MID WITH SPEEDOMETER

Tracking various updates is only within a line of sight through its comprehensive design.



## 7 INCH HEAD UNIT DISPLAY

Set your own escalated direction alongside the audio technology that equipped with voice command.



## PADDLE SHIFT + CRUISE CONTROL

Enjoy the convenience of having power at your fingertips to ensure a smooth and escalated driving experience.



# K15C DUALJET ENGINE + SMART HYBRID VEHICLE BY SUZUKI (SHVS)

The 1.5 litre engine is equipped with a mild hybrid system for an environmentally conscious powertrain that fits the new era SUV. The dual fuel injection is also placed close to the inlet valve with increased compression ratio to create a more efficient fuel consumption. Then the combustion temperature is lowered and the EGR will decrease the pumping lost.

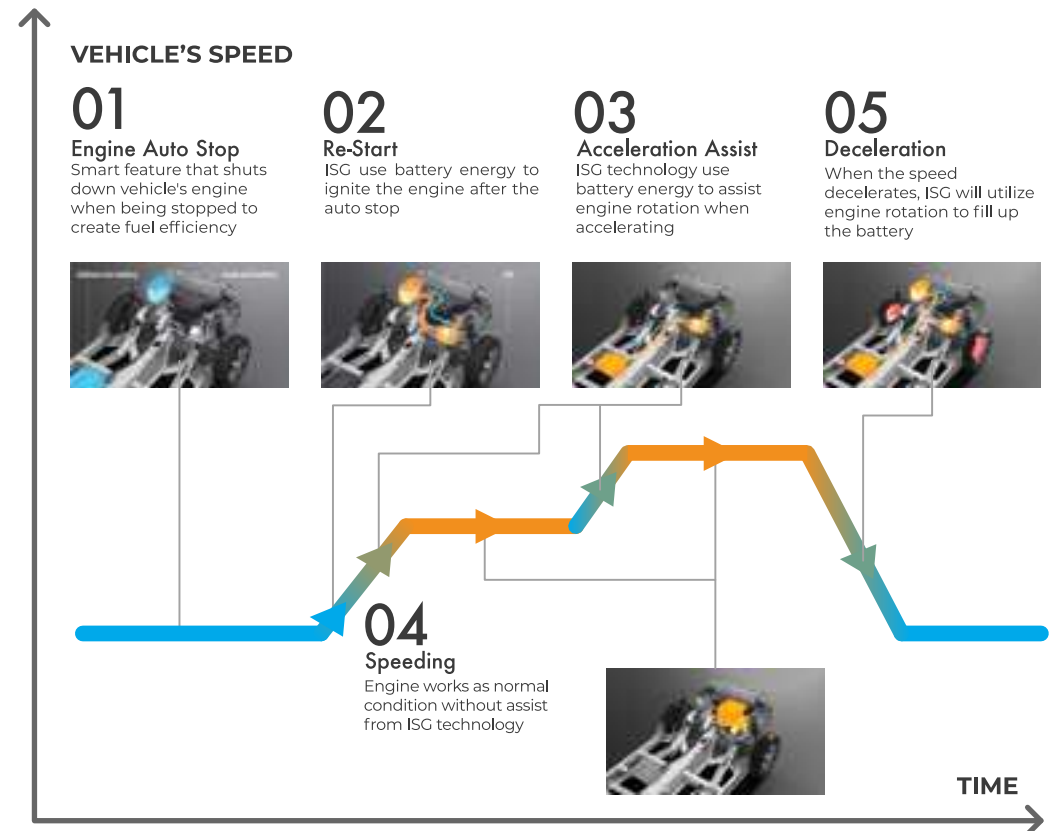
\*Terms & conditions applied

YOUR GEAR

# EXCELLENT TECHNOLOGY

Excellent escalation happens from the inside, as Suzuki now geared with **1.5 litre engine** produces an environmentally friendly yet optimum torque output. It is also equipped with **Integrated Starter Generator (ISG)** from the Lithium-ION battery that preserves more energy and feel the utmost efficiency with **Engine Auto Stop** feature.

It is truly a better driving experience through smart technology, smooth engine vibration, efficient fuel consumption and eco-friendly.



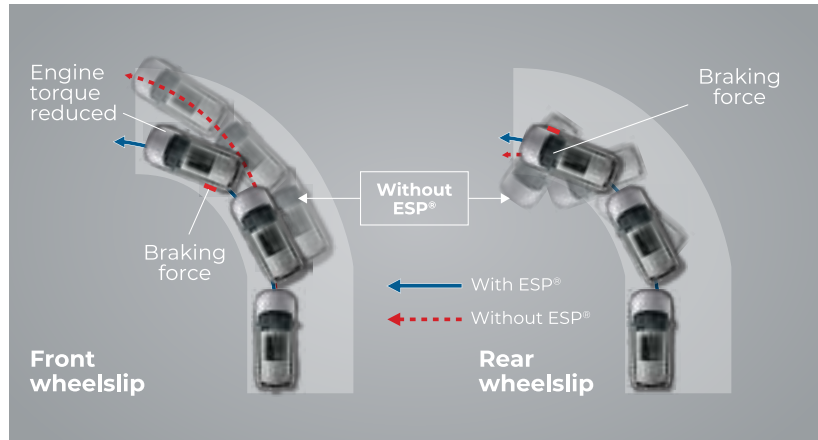
# EXCELLENT SAFETY

Equipped with advanced safety system across all variants, your drives will always be fierce yet comfortable and safe.

## ELECTRONIC STABILITY PROGRAM (ESP®) \* \* \*


In situations where you turn the steering wheel too sharply and/or the road is slippery, the ESP® can detect a wheel slip and helps you stay in directional control by automatically controlling the engine torque and brakes to suppress the wheel slip.

\*\*For details of equipment availability, please refer to the major equipment list. ESP® is registered trademark of Daimler AG



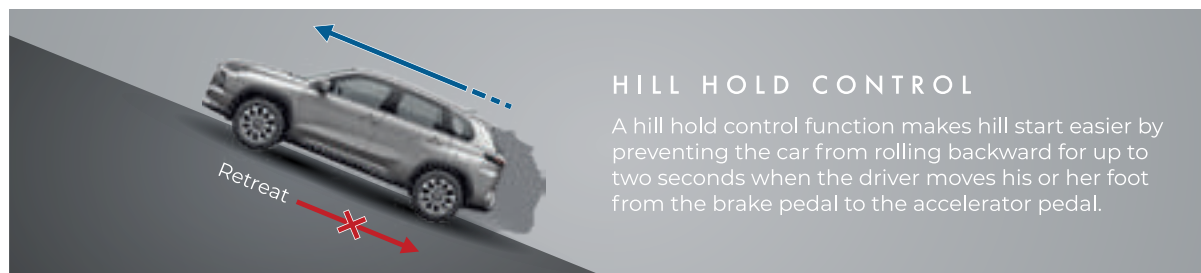

## IMMOBILIZER

Escalate your peace of mind using technology that only allows the vehicle to operate with the right-fitted key.



## SUZUKI'S TECT CONCEPT

The body embodies Suzuki's TECT concept for lightness and occupant safety. It even helps protect pedestrians in the event contact.



## 6 AIRBAGS

SRS airbags decrease the risk of injuries by protecting the driver and the passengers in the car. Front and side airbags reduce impact to the chest in case of a side collision and curtain airbags reduce impact to the head.





# EXCELLENT JOURNEY

Excellence is wherever the challenge takes you to explore and dominate the uncharted territory. Drive yourself to a new journey in a never before driving sensation of Suzuki Grand Vitara.



PEARL SPLENDID  
SILVER+BLACK  
(GX TYPE)

### GX COLOR VARIANTS



PEARL ARCTIC WHITE + BLACK

PEARL CELESTIAL BLUE

PEARL MIDNIGHT BLACK

### GL COLOR VARIANTS



PEARL GRANDEUR GREY

PEARL ARCTIC WHITE

PEARL MIDNIGHT BLACK

## SPECIFICATIONS

### ENGINE

Engine Type	K15C
Ignition	Spark Ignition
Number and Configuration of Cylinder	4 Cylinders in Line
Bore x Stroke [mm x mm]	74.0 X 85.0
Maximum Power [kW/rpm]	75.8/6,000
Maximum Torque [Nm/rpm]	136.8/4,400
Volume Cylinder [cc]	1,462

### DIMENSION OF VEHICLE

Length Total [mm]	4,345
Width Total [mm]	1,795
Height Total [mm]	1,645
Wheelbase [mm]	2,600
Tread:	
Front Tread	1,530
Rear Tread	1,535
Over Hang:	
Front Over Hang [mm]	915
Rear Over Hang [mm]	830
Min. Turning Radius [mm]	5,400
Ground Clearance [mm]	210

### TRANSMISSION & CLUTCH

Transmission Type	Automatic
Transmission Control System	6
Gear Comparison: Primary	
Gear 1	4,667
Gear 2	2,533
Gear 3	1,556
Gear 4	1,135
Gear 5	0.859
Gear 6	0.686
Reverse Gear	3,394
Final Gear	3,683

### BRAKING TYPE

Front Brake Type	Disc (ventilated)
Rear Brake Type	Disc (solid)

### SUSPENSION TYPE

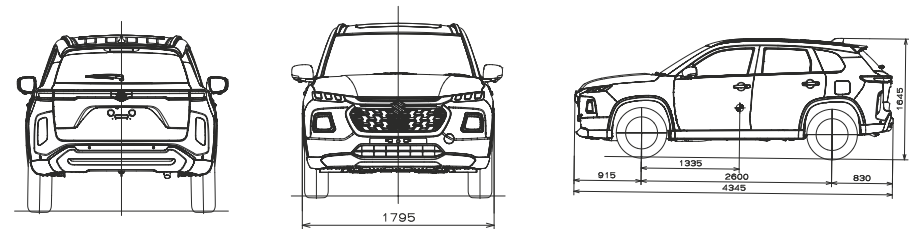
Suspension Type	Macpherson Strut
Spring Type	Coil Spring
Type of Shock Absorbers	Double Action Telescopic
Stabilizer System	Torsion Bar

### FORMATION WHEEL

Tire Size & Wheel Diameter:	
Front	215/60R17 96H
Rear	215/60R17 96H

### WEIGHT OF VEHICLE

	GL	GX
Curb Weight [kg]:		
Axis I [Front]	720	735
Axis II [Rear]	470	475
Total	1,190	1,210



Catatan:  
Untuk peningkatan dan penyesuaian dengan perkembangan teknologi, spesifikasi ini sewaktu-waktu dapat berubah tanpa pemberitahuan terlebih dahulu.

## EQUIPMENTS

EXTERIOR		GL	GX	
Headlamps	LED Projector	●	●	
	Follow Me Home System	●	●	
Headlamp Leveling Device	Manual	●	●	
Automatic Lamps		●	●	
Position Lamps	LED	●	●	
Front grill	Chrome + Paint	●	●	
INTERIOR				
Cabin Lights	FRONT MAP LIGHT			
	Cabin Light (3-position)			
	Glove Box Light	—	●	
	Footwell Light (Both Front Seat)	—	●	
	Ambient Lights	—	●	
Sun Visors	DRIVER'S SIDE			
	With Ticket Holder	●	●	
	With Vanity Mirror	●	●	
	With Illumination Function	—	●	
	PASSENGER'S SIDE			
	With Ticket Holder	●	●	
	With Vanity Mirror	●	●	
	With Illumination Function	—	●	
	Assist Grips	Passenger's Side	●	●
		Rear x 2	●	●
Cup Holders	Front x 2	●	●	
	Rear Armrest x 2	●	●	
Bottle Holders	Front x 2	●	●	
	Rear x 2	●	●	
Centre Console Box With Armrest		●	●	
3 Spoke Steering Wheel	Leather Covered	—	●	
	Tilt & Telescopic Adjustable	●	●	
	Cruise Control	●	●	
	Paddle Shift	●	●	
	Electric Power Steering	●	●	
Rear USB Ports		—	●	

SAFETY, SECURITY AND ENVIRONMENTAL COMPABILITY		GL	GX
SRS Front Dual Airbags		●	●
SRS Side Airbags		●	●
SRS Curtain Airbags		●	●
Seatbelts	Front: 3-point ELR seatbelts x3 with Pretensioner and Force Limiter	●	●
	Rear: 3-point ELR seatbelts x3	●	●
ISOFIX Lower Anchorage	x2	●	●
ISOFIX Top Tether	x2	●	●
Anchorage		●	●
Childproof Rear Door Locks		●	●
Side Impact Door Beams		●	●
ABS with EBD Function		●	●
ESP <sup>***</sup>		●	●
Hill Hold Control		●	●
Brake Assist Function		●	●
Parking Sensors		●	●
LED-DRL (Daytime Running Lights)		●	●
High-Mount Stop Lamp		●	●
Immobilizer		●	●
Security Alarm		●	●
Pedal Release System		●	●

\*\*Hanya tersedia untuk tipe GX

\*\*\*ESP<sup>®</sup> adalah merek dagang yang terdaftar untuk Daimler AG. ESP<sup>®</sup> didesain untuk membantu Grand Vitara agar mudah dikendalikan. Tetapi, efektivitasnya tergantung oleh kondisi berkendara dan keadaan permukaan jalan. Jika ban melewati limit cengkraman dan roda mulai berputar atau tergelincir, efektivitasnya mungkin akan berkurang.



Scan untuk informasi lengkap atau kunjungi  
<https://www.suzuki.co.id/automobile/grand-vitara>